



# BRICK

## TILE SHOP

*INSPIRED DESIGNS*







**BRICK**  
TILE SHOP  
INSPIRED DESIGNS



- CREATING THE RIGHT STYLE



Rich Aesthetic



Modern



Tan



Dark

**With design & conceptual decisions,  
we help create value for spaces.**

We offer a variety of unique colors ranging from Kalahari to Kilimanjaro. In addition to our tiles, we also offer the widest range of colors ensuring the perfect fit and finish.  
- no matter the application.



**BRICK**  
TILE SHOP

# Benefits Of Using Brick Tiles For Your Walls

---

Not sure about using brick tiles to transform your walls?

The building materials have been widely adopted to open new possibilities of architectural creation.

**Consider these practical benefits before making your decision.**

## **Aesthetics**

Different designs offer aesthetics with subtle variations. Customers have a specific preference regarding colors, markings, textures, and patterns. Consequently, the variety of our clay brick tiles can be tailored to customer needs and requirements. At Brick Tile Shop, we aim to promote indulgence in your creativity.

## **Durability**

Clay brick tiles are proven and tested in offering the utmost strength and durability. The tiles can withstand exterior exposure to harsh African climatic conditions. The most important feature of clay brick tiles is that they are maintenance-free. When properly designed and installed, our brick tiles surpass other materials regarding lifespan and performance. Customers require tiles that do not color-fade. Clay brick tiles offer the reliability of any world-class tile.

## **Cost-effective**

Clay brick tiles are cost-effective, not just because of the long, life cycle that the bricks offer, but also the enhanced value of the building. Building owners benefit from long-term durability and low maintenance. It is thus highly valued as an economical building solution. Clay brick tiles offer long-lived performance with minimal maintenance required. Therefore, you save money by not painting or replacing tiles regularly.

## **Environmentally friendly**

With Brick Tile Shop brick tiles, you are making a natural and environmentally-friendly choice. Clay brick tiles are natural and made from abundant African sourced materials. All industry players are adopting manufacturing techniques that minimize their carbon footprint. In this context, brick tiles are one of the most eco-friendly building solutions. Also, it's worth noting that brick tiles are recyclable.

## **Versatility**

The variety in color of clay bricks tiles makes them ideal for achieving any desired design and appearance. There is a wide range of choices available when deciding to clad walls using brick tiles. It's worth noting that textures and colors vary enormously. As a result, you can easily find a tile to suit your architectural desire and taste. Our clay brick tiles are designed to offer a very attractive quality finish, also protecting walls from climatic conditions.

## **Never Paint Again**

Once brick tiles have been applied correctly, your wall is sealed which means lower maintenance costs as you will never have to paint again!

At **Brick Tile Shop**, we have an unrivalled selection of unique, rich earthy colored tiles.

Choose our brick tile range for high quality and a competitively priced building solution, that is sustainable and environmentally friendly.





# Colour Moods


☆

Rich Aesthetic

-----

Serengeti

-----




🏠

Modern

-----

Kalahari

-----




☀️

Tan

-----

Nile Blue

-----




🌙

Dark

-----


Kalahari

-----




Zambezi Brown

-----




Kilimanjaro

-----




Sahara

-----




Kilimanjaro

-----




Congo

-----




Pinotage

-----




Pinotage

-----



Nile Blue

-----



# Mix & Match

There are no boundaries with our Brick Tiles, you can pair them to provide an elegant and stylish feature for both residential and commercial interiors and exteriors.

# Color Harmonies



- Once you have chosen your first color, you can create a harmony using one of the following schemes:
1. Complementary colors: opposite sides of the tile wheel.
  2. Adjacent colors: next to each other on the tile wheel.
  3. Monochromatic colors: tints and shades of the same colors.

# Serengeti



Discover Serengeti

This warm and comforting brick tile successfully blends the soft shades and sunlit tones that are characteristic of the Serengeti.

AVG Tile Dimensions: 222mm L x 73mm H x 9mm W

Box Specifications: AVG 10.7639 sq ft / 1sq m / 1550 sq inch  
26-30.86 pounds / 12-14kg per box  
52 Tiles per Box





# Nile Blue



**Discover Nile Blue**

A cool blend of soothing water tones that adds peace and tranquility to any space.

**AVG Tile Dimensions:**

222mm L x 73mm H x 9mm W

**Box Specifications:**

AVG 10.7639 sq ft / 1sq m / 1550 sq inch  
26-30.86 pounds / 12-14kg per box  
52 Tiles per Box





# Zambezi

Discover Zambezi



A rustic blend of soothing earth tones that creates a natural look for any interior.

**AVG Tile Dimensions:**

222mm L x 73mm H x 9mm W

**Box Specifications:**

AVG 10.7639 sq ft / 1sq m / 1550 sq inch  
26-30.86 pounds / 12-14kg per box  
52 Tiles per Box





# Congo



**Discover Congo**

Reminiscent of the soul of Africa, this spotted brick tile is almost always multicoloured with various patterns & textures.

**AVG Tile Dimensions:** 222mm L x 73mm H x 9mm W

**Box Specifications:** AVG 10.7639 sq ft / 1sq m / 1550 sq inch  
26-30.86 pounds / 12-14kg per box  
52 Tiles per Box





# Sahara



Discover Sahara

Admired for its unique patina, the desert sand colored brick tile evokes a calming sense of beauty & serenity.

**AVG Tile Dimensions:** 222mm L x 73mm H x 9mm W

**Box Specifications:** AVG 10.7639 sq ft / 1sq m / 1550 sq inch  
26-30.86 pounds / 12-14kg per box  
52 Tiles per Box





# Kalahari

Discover Kalahari



Inspired by the dramatic red tones of the Kalahari Desert, this stunning brick tile adds a warmth and richness to any setting.

**AVG Tile Dimensions:**

222mm L x 73mm H x 9mm W

**Box Specifications:**

AVG 10.7639 sq ft / 1sq m / 1550 sq inch  
26-30.86 pounds / 12-14kg per box  
52 Tiles per Box





# Kilimanjaro



Discover Kilimanjaro

From burnt red to lava gray, the volcanic colors of this majestic brick tile command attention like their namesake.

**AVG Tile Dimensions:** 222mm L x 73mm H x 9mm W

**Box Specifications:** AVG 10.7639 sq ft / 1sq m / 1550 sq inch  
26-30.86 pounds / 12-14kg per box  
52 Tiles per Box





# Pinotage

Discover Pinotage



Smokey and sophisticated like a fine wine, this timeless brick tile adds a sense of style to any room. A perfect complement to a modern design.

**AVG Tile Dimensions:** 222mm L x 73mm H x 9mm W

**Box Specifications:** AVG 10.7639 sq ft / 1sq m / 1550 sq inch  
26-30.86 pounds / 12-14kg per box  
52 Tiles per Box





# How to Install Brick Tiles

---

## Application Instruction

### Surface Preparation

Remove any loose paint or plaster and repair flaking surfaces. Dust down the prepared surface and remove any grease or dirt.

Seal the surface with a suitable primer if required.

Mark out level lines using a spirit level on the blank wall surface.

### Adhesive Application

Following the manufacturer's instructions, mix the brick tile adhesive to the desired consistency.

Once mixed, start applying the adhesive to the surface using an adhesive trowel.

Use large sweeping strokes to ensure consistent coverage.

### Fitting Brick Tiles

Apply the first course of brick tiles to the surface in the desired pattern, cutting in where necessary.

Remember to add spacers in between all courses.

Corner brick tiles can be cut and used to fit around reveals and chimneys.

Complete the work whilst the adhesive is still workable

### Sealant (Optional)

Once the tiling is complete and the adhesive has dried, you may want to add a first coat of sealant to protect the brick tiles. (This is optional – but recommended especially for kitchen areas to avoid any grease splashes or stain marks on the tiles)

Ensure the tiles are clean, dry and free of any dust before the sealant is applied with a brush.

### Pointing


Following the manufacturer's instructions, mix the pointing mortar to the desired consistency.

Add mortar into the pointing gun and apply the mortar into the joints, then strike off the excess using the jointing tool to the desired finish.

### Finishing

Once the area is pointed and dry, ensure the slips are clean, dry and free of dust.

Apply a final coat of sealer to protect the surface of the brick tile if required/desired.





# What makes our product unique?

---

## Our Process

Traditionally, South African manufactured clay bricks are fired in a kiln, a process that is unique to Africa.

Highly durable, well fired clay bricks are used as raw material for the manufacturing of brick tiles.

The color range from the kiln is classified and sorted into a pre-determined color spectrum ranging through dark red, purple, and then to brown or grey and even black inside with red borders.

Bricks from a similar color range are loaded into a cutting machine where several masonry blades will slice the brick into tiles. This process exposes the beautiful earthy colors hidden inside the bricks.

Not one tile is identical to the other, but a certain range of bricks tiles will render a rainbow of similar colors, resulting in a tiled wall with an aesthetic and lively, earthy appearance.

## Our Products

Our brick tiles cannot be simulated in artificial firing conditions, making clay brick tiles from South Africa unique in appearance and texture.

Our products are chemically inert, lightweight, and strong, so they will last forever.

They contain zero toxins or harmful leachates and are 100% safe to use inside the home.

## Influences on Color

The color of fired clay bricks is influenced by the physical, chemical and mineral content of the raw materials, the firing temperature, and the atmosphere in the kiln.


For example, red bricks are the result of high iron content, white or yellow bricks contain less iron oxides.

Most bricks burn to various red hues; as the temperature is increased the color moves through dark red, purple, and then to brown or grey at around 1,300 °C (2,372 °F).

Fired clay bricks are extremely durable and can withstand the most severe climatic conditions for more than 10,000 years.







- INSPIRED INTERIORS

Our **timeless** clay brick tiles are perfect for any **interior or exterior** application in both **residential and commercial** design.

Traditionally fired, our clay brick tiles provide a uniquely natural and organic look. Available in a variety of colors and textures, they provide a stylish alternative to cement tiles and can be used to both transform the appearance and enhance the value of any space.

Brick Tile Shop tiles can be utilized to transform the look of spaces, offer value and peace of mind in the long term. It is sustainable, environmentally sound and a financially astute investment.



Rich Aesthetic




Modern



Tan




Dark



**BRICK**  
TILE SHOP  
INSPIRED DESIGNS





---

## USA & South America

---

☎ 1-251-289-0107

## Sub-Saharan Africa

---

Burney

☎ +27 79 471 8583

✉ [burney@bricktileshop.co.za](mailto:burney@bricktileshop.co.za)

Gareth


☎ +27 83 397 4894

✉ [sales@bricktileshop.co.za](mailto:sales@bricktileshop.co.za)

Michael

☎ +27 71 515 5296

✉ [michael@bricktileshop.co.za](mailto:michael@bricktileshop.co.za)



**BRICK**  
TILE SHOP

*INSPIRED DESIGNS*

🌐 [www.bricktileshop.co.za](http://www.bricktileshop.co.za)

---